

Cim 80A

BRASS SWING CHECK VALVE - RENEWABLE EPM DISC



This article was made in compliance with the quality management requirements of standard ISO 9001:2008. All articles are tested according to the standard EN 12266-1:2003.

It is used in a wide variety of sectors for non-return piping systems: heating, drinking water, air conditioning, sanitary systems and generally with any non corrosive liquid.

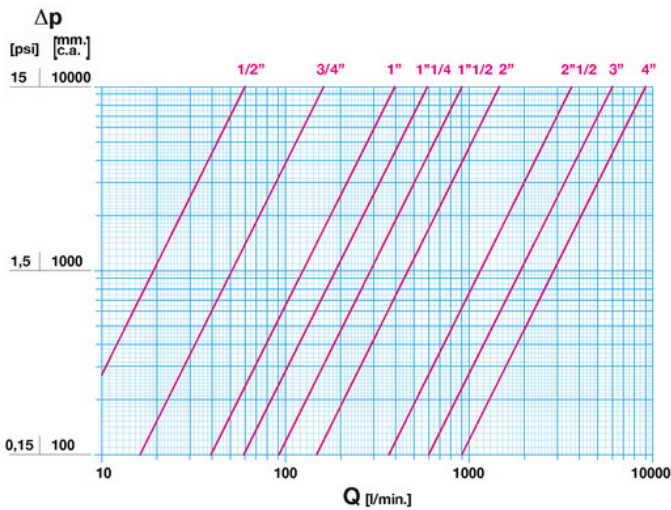
It is guaranteed for 5 years.

It is made of a brass alloy that complies with standard EN 1982-CC754S.

Nominal Pressure: PN16

Operating temperature: $-10 \div 95^{\circ}\text{C}$

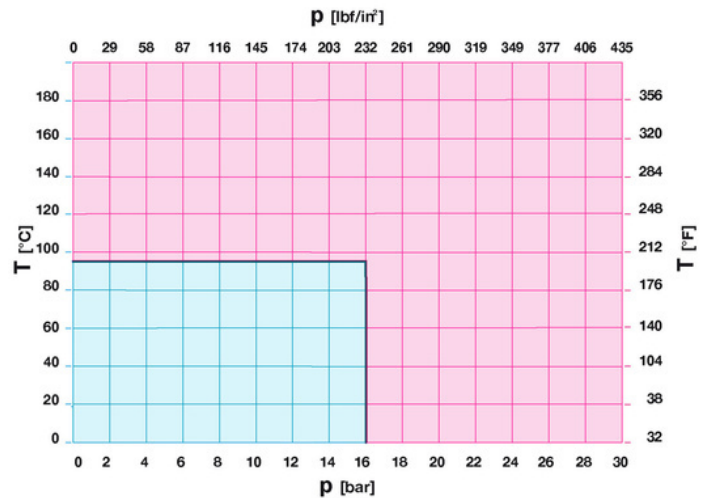
FLOW AND PRESSURE DROP



Notes:

- 1 l/min = 0,06 m³/h
- 1 m³/h = 16,67 l/min
- 1 bar = 10.000 mm w.c.
- 1 psi = 690 mm w.c.

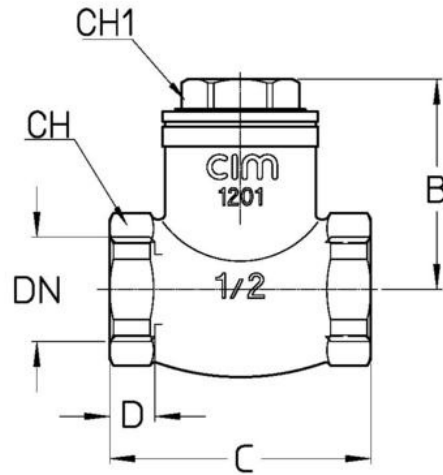
PRESSURE TEMPERATURE RATINGS



Notes:

- 1 bar = 14,5 psi
- 1 bar = 14,5 lbf/in²
- $^{\circ}\text{C} = 5/9 \times (^{\circ}\text{F} - 32)$
- $^{\circ}\text{F} = 32 + (9/5 \times ^{\circ}\text{C})$

TECHNICAL DRAWING



DN	1/2"	3/4"	1"	1"1/4	1"1/2	2"	2"1/2	3"	4"
Grms.	240	340	510	760	900	1500	2250	3300	5850
B	42,5	46	53	61	62,5	70	80	90	113
C	52	62	70	84	87	106	120,5	136	170
D	9	11	14	15,5	15,5	17	19	15,5	22,5
CH	28	34	41	50	57	70	85	100	127
CH1	21	26	32	37	42	52	65	75	89

Thread:
ISO 228

Upon request:
ANSI B.1.20.1 - NPT

TECHNICAL CHARACTERISTICS

KV									
DN	1/2"	3/4"	1"	1"1/4	1"1/2	2"	2"1/2	3"	4"
KV	3,6	9,5	23	35	56	86	222	360	540

KV = Flow rate in m³/h with a pressure drop of 1 bar

OUR CERTIFICATIONS

